



WeLive

A neW concept of public administration based on  
citizen co-created mobile urban services

Grant Agreement: 645845

## D6.7 – COLLABORATION AND CLUSTERING ACTIVITIES REPORT V2

<b>DOC. REFERENCE:</b>	<b>WeLive-WP6-D67-REP-170125-v10</b>
<b>RESPONSIBLE:</b>	TECNALIA
<b>AUTHOR(S):</b>	TECNALIA, UDEUSTO, BILBAO, ENG, LAUREA, DNET and NS
<b>DATE OF ISSUE:</b>	25/01/2018
<b>STATUS:</b>	FINAL
<b>DISSEMINATION LEVEL:</b>	PUBLIC

VERSION	DATE	DESCRIPTION
v0.1	03/01/2018	First version of the document including the ToC
v0.2	10/01/2018	New version including contributions from TECNALIA.
v0.3	15/01/2018	UDEUSTO updates
V0.4	16/01/2018	LAUREA updates
V0.5	20/01/2018	FBK updates
V1.0	25/01/2018	Final version



## INDEX

<b>1. EXECUTIVE SUMMARY</b> .....	<b>4</b>
<b>2. INTRODUCTION</b> .....	<b>5</b>
<b>3. WHAT IS CLUSTERING?</b> .....	<b>6</b>
3.1. CLUSTERING VS DISSEMINATION.....	6
3.2. CLUSTERING AND WELIVE.....	6
3.3. EVENTS AND PROJECTS.....	7
<b>4. CLUSTERING EVENTS</b> .....	<b>8</b>
4.1. BEFORE AN EVENT .....	8
4.1.1. <i>Long-Term</i> .....	8
4.1.2. <i>The Week of the Event</i> .....	9
4.2. DURING AN EVENT.....	9
4.3. AFTER AN EVENT.....	9
4.3.1. <i>Cluster Event Report Template</i> .....	10
4.4. COMPLETED CLUSTER EVENT REPORTS .....	10
<b>5. PROJECTS</b> .....	<b>20</b>
5.1. PROJECTS SELECTION METHODOLOGY.....	20
5.1.1. <i>Related Projects selection criteria</i> .....	20
5.1.2. <i>Related Projects selection matrix</i> .....	20
5.2. RELATED PROJECTS ON THE WELIVE WEBSITE.....	23
5.2.1. <i>Creation of related projects page</i> .....	23
5.2.2. <i>Contact with related projects consortium</i> .....	24
5.2.3. <i>Sharing data feeds between related projects</i> .....	24
5.3. RELATED PROJECTS DESCRIPTIONS.....	24
5.3.1. <i>YourDataStories</i> .....	24
5.3.2. <i>OpenBudgets</i> .....	24
5.3.3. <i>Digiwhist</i> .....	25
5.3.4. <i>Route-to-PA</i> .....	25
5.3.5. <i>SONNETS</i> .....	25
5.3.6. <i>QROWD</i> .....	26
5.3.7. <i>OPENMAKER</i> .....	26
5.3.8. <i>CITADEL</i> .....	26
5.3.9. <i>WeGovNow</i> .....	26
5.3.10. <i>SIMPATICO</i> .....	27
5.3.11. <i>opengovintelligence</i> .....	27

5.3.12.	<i>SMARTICIPATE</i>	27
5.3.13.	<i>RECAP</i>	27
5.3.14.	<i>MobileAge</i>	27
5.3.15.	<i>FLOOD-serv</i>	28
5.3.16.	<i>CLARITY</i>	28
<b>6.</b>	<b>CONCLUSIONS</b>	<b>29</b>
<b>7.</b>	<b>COMMENTS FROM EXTERNAL REVIEWERS</b>	<b>30</b>
7.1.	UNIVERSITY OF DEUSTO (UDEUSTO)	30
7.2.	EUROHELP	31
<b>8.</b>	<b>ABBREVIATIONS</b>	<b>32</b>
<b>9.</b>	<b>REFERENCES</b>	<b>33</b>

## ILLUSTRATIONS

Figure 1 – Clustering Activities Report template table of contents	10
Figure 2 – Related Projects section in WeLive website	23

## TABLES

Table 1 – Summary of Clustering Events Report	19
Table 2 – Related Projects selection matrix - status of projects	21
Table 3 – Related Projects selection matrix - objectives related to WeLive	22
Table 4 – Related Projects selection matrix - consortium partners sectors related to WeLive	23

## 1. EXECUTIVE SUMMARY

The WeLive project was born as a means to address challenges around: 1) ICT-enabled Open and Collaborative Government is the recipe to deliver "more from less" and 2) To promote Public-private partnership and active contribution of citizens as key instruments to transform the way currently cities and territories are being governed.

WeLive aims at transforming the current e-government approach followed by most public administrations into we-government where all the stakeholders of public administration, namely citizens, local businesses and companies, are treated as peers (collaborators) and prosumers (providers) instead of the usual customer role associated to them.

In this sense, clustering idea takes the value of working together in project partnerships and aims to apply the same methods and draw the same benefits from cooperation between projects.

This report contains a summary of clustering activities over the whole duration of the WeLive project.

The first step for developing the task of clustering activities has been to develop a strategy to decide at what conferences and other events it will be advantageous for the project to be represented and what types of action would be most profitable at different project phases. The key criteria considered have been: 1) Area of knowledge, 2) Project's budget, 3) Location, 4) Target attendance / Impact expected and 5) Chronology.

A completed cluster event reports has been produced along all WeLive project duration.

A matrix based selection methodology was used to choose the Related Projects to cluster with. A direct relationship between these projects and WeLive was required in as many of the following areas as possible. During WeLive project three different selection criteria have been considered: 1) Status of projects (details of project including running or not), 2) Project commons (common practice between WeLive project and other projects) and 3) Consortium partners sectors related to WeLive (operational working partner).

The related projects descriptions were shared amongst a larger audience via the WeLive website [www.welive.eu](http://www.welive.eu) [4]. Three-phase plan for increasing the depth and quality of clustering is: 1) Creation of related projects page, 2) Contact with related projects consortium and 3) Sharing data feeds between related projects.

Contained herein are details of those events and related projects.

A useful clustering effort has been made between WeLive and Related Projects. Consortium partners have created reports that demonstrate clustering opportunities and events attended. The WeLive website contains information and links to a first set of related projects, suitable for clustering with. By the end of the project, WeLive partners have attended and actively participated in 38 different events/seminars/workshops.

## 2. INTRODUCTION

With the objective of synchronizing key milestones and achieving overall synergies with other related projects in the H2020 programmes funded by the European Union, WeLive actively participates in any official clustering process. [This report concerns WeLive Consortium partners' clustering activities during the whole length of the project and describes the twofold approach taken consisting of two different kinds of activities: events and related projects.](#) The main purpose of these activities done in coordination with other EU funded projects is to share experiences and best practises, see the progress of the activities, analyse the responses from stakeholders and identify together common problems and approaches to be followed to give response to the common problems.

This deliverable starts by clarifying the crossover between dissemination and clustering, both in understanding the difference between the two, and in the reality of recording the two. Later, this report explains the design approach to find and record possible clustering opportunities from events attended and these findings are documented in the document. Projects related to the WeLive project, for example those projects funded in the same call than WeLive, are described in section 5.

### 3. WHAT IS CLUSTERING?

The "**Community Framework for State Aid for Research and Development and Innovation**" [3] defines innovation clusters as "groupings of independent undertakings - innovative start-ups, small, medium and large undertakings as well as research organisations - operating in a particular sector and region and designed to stimulate innovative activity by promoting intensive interactions, sharing of facilities and exchange of knowledge and expertise and by contributing effectively to technology transfer, networking and information dissemination among the undertakings in the cluster."

In other words - clusters are powerful engines of economic development and drivers of innovation in the European Union.

The clustering idea takes the value of working together in project partnerships and aims to apply the same methods and draw the same benefits from cooperation between projects.

Therefore, by supporting each other's' projects in delivery and drawing on the latest information available from a wide range of partners, individual projects will gain access to a much greater range of resources and knowledge, allowing them to take work on the strategic elements much further than would be possible in single projects.

#### 3.1. CLUSTERING VS DISSEMINATION

Dissemination challenges the theory of the traditional view of communication, which involves a sender and receiver. The traditional communication system, such as a telephone is bi-directional, with a sender sending information, the receiver collecting the information and processing it and sending information back, like a telephone line.

With dissemination, only half of this communication model theory is applied. The information is sent out and received, but no reply is given. The message carrier sends out information, not to one individual, but to many, as in a broadcasting system. The dissemination and communication activities and plan as well as the tools setting up within the WeLive project to address the different target groups are explained and specified in *D6.1 – WeLive Communication & Dissemination Plan v1* [9] and *D6.3 – Website, communication assets and dissemination material v1* [8].

Clustering on the other hand, although bi-directional, could conveniently be thought of as the complimentary opposite half to dissemination, of the communication model. Here we are receiving information into a central point (cluster), or several projects feeding information into a single project (clustering).

Of course, if all the single projects wanted to act as a single project, then information would be moving bi-directionally.

#### 3.2. CLUSTERING AND WELIVE

WeLive has the objective of synchronising key milestones and achieving overall synergy with other related projects in the H2020, FP7 and CIP programmes funded by the European Union and to promote WeLive project results into several by its participation in several national and European events and seminars. [WeLive has coordinated with other projects funded within this INSO-1 and INSO-2 calls to share experiences and best practises, and exchange information among them.](#) WeLive has also observed the progress of the Related Projects' activities and has analysed the responses of their stakeholders.

The roadmap for WeLive has set the first half for selecting related projects and sharing these via the WeLive website. During the second half of the project it was planned to involve a significant amount of reciprocal data exchange between these projects. Initially this has included sharing milestones, key timing points and basic progress reports. This started in a human resource intensive way, but later efforts have been made to enable the data exchange in a non-human automated way. Thus, by the second half of the project, a selection of related projects has been done and the consortium has organized a joint workshop with some of them to discuss about co-creation.

In clustering we aimed to utilise a similar and sympathetic methodology for the exchange of information and data between related projects, to that being used for WeLive framework components and public services applications development and their inter-city deployment and exchange within the WeLive project.

### 3.3. EVENTS AND PROJECTS

To initially select some possible clustering projects, several relevant events were attended. Here other related projects were found to later cluster with. It was also an excellent opportunity to disseminate the final results and experiences of WeLive project [4].

## 4. CLUSTERING EVENTS

In the following section we focus on the clustering events. Giving the multitude of national and European conferences and events around Smart Cities, Open Government Services, eGovernment and Open Innovation it has been necessary to develop a strategy to decide at what conferences and other events it will be advantageous for the project to be represented and what types of action would be most profitable at different project phases. Here are the key criteria considered:

- **Area of knowledge:** Those areas of research and knowledge involved in the development of the project: Smart Cities, Open government Services, Co-creation methodologies, Open Innovation, Open Services and Open Data Paradigms, Public Services...
- **Project's budget:** The consortium members had to carefully consider the limits to the number of events that could be attended, the number of attendants and the production of support material.
- **Location:** The location of an event may affect the costs of participation (in terms of both time and money), a factor that determined the geographical reach. Therefore, the main interest of the project was events in Europe.
- **Target attendance / Impact expected:** depending on the objectives of the attendance or the contents to be presented, actions based on the expected participants or attendants were selected.
- **Chronology:** The clustering effort will change along the different phases of the project.

In the first phase the main goal was to raise awareness of other related projects to enable later contact and information sharing between projects.

### 4.1. BEFORE AN EVENT

#### 4.1.1. Long-Term

First activity that should be carried out consists of the identification of potential events related the Smart Cities, Open Government Services, Open Innovation, Open Services, eGovernment... domains. This should be done at national and European level with the final purpose of deciding whether WeLive should be present or not. For collecting information about each event, a shared document was created [5] including the list of events where WeLive has been or will be presented during the last months and the interesting upcoming events that could be of interest for any WeLive partner. For each event, key information like event location, dates, website, type of event and the name of the partner/person in charge of attending the event...should be added. In addition, each row of the table corresponds to one specific event and depending on the colour used to highlight the row it means:

- Red → Events where anybody from WeLive will attend.
- Yellow → To be decided whether somebody will attend the event or not.
- Green → Events where somebody from the project will be present on behalf of the project consortium.

This list will also allow WeLive consortium to keep track of the events attended, to add information into social networks/project website and to create the necessary "Clustering Activities template". The decision on attending or not an event will depend on the criteria specified above.



Once a partner has identified an event and decided to be part of that event, consortium members are asked to (where relevant):

- Ensure they had sufficient marketing material and/or information to share
- Ensure they had business cards or other material with their contact details on
- Identify the key aims/goals of attending the event: paper submission, participation in a roundtable...
- Apply to speak or participate in a discussion
- Prepare a presentation using the approved templates and project branding
- Organise transport and accommodation
- Let their networks and contacts know that they were attending the event

#### **4.1.2. The Week of the Event**

During the week of event, consortium members were asked to (where relevant):

- Brief their team to ensure they understood the project and the priorities for attending
- Identify in advance any other projects that would like to cluster with
- Gather technical equipment that will be needed

#### **4.2. DURING AN EVENT**

Consortium members visiting events were asked to (where relevant):

- Distribute marketing material and information about the project
- Collect contact details from delegates interested in receiving updates about the project
- Collect contact details and literature from other relevant projects
- Take photographs or film of the event
- Update the WeLive social networking sites especially Twitter, Facebook and LinkedIn project profiles.
- Acknowledge @weliveproject in tweets so the message could be reposted
- Record the number of people they had spoken to / presented to

#### **4.3. AFTER AN EVENT**

Consortium members visiting events were asked to (where relevant):

- Add new contacts to the project mailing list
- Update project website with photographs and information about the event
- Update social networking sites with photographs and information about the event
- Follow up any contacts that might prove useful to the project
- Find out how many people attended the event in total
- Analyse and explain the impact achieved after attending the event

### 4.3.1. Cluster Event Report Template

The “Clustering Activities Report Template” was created to share the information that was gathered (clustered) and shared (disseminated) at the event, with the other members of the consortium.

This document includes the template, instructions and further information on clustering. Among the information to be collected in that template we may find: event details, aims of the event, some information about the audience, a summary about the project (WeLive) contribution to the event, the dissemination material created for that purpose and finally a list of useful contacts made during the event.

#### INDEX

<b>1. INTRODUCTION</b> .....	<b>3</b>
<b>2. EVENT REPORT</b> .....	<b>4</b>
2.1. EVENT DETAILS.....	4
2.2. AIMS & IMPACT.....	4
2.3. AUDIENCE INFORMATION.....	4
2.3.1. <i>Target Audience</i> .....	5
2.3.2. <i>Audience Summary</i> .....	5
2.4. ACTIVITY .....	5
2.4.1. <i>Activity Summary</i> .....	5
2.4.2. <i>Dissemination Material</i> .....	5
2.4.3. <i>Documentation</i> .....	6
2.5. ACTIONS .....	6
2.6. USEFUL CONTACTS .....	6
<b>3. CONCLUSIONS</b> .....	<b>7</b>
<b>4. CHECKLIST</b> .....	<b>8</b>
<b>5. REFERENCES</b> .....	<b>9</b>

Figure 1 – Clustering Activities Report template table of contents

This template has been published in the project repository (Redmine [7]) to ease its download from project partners: <http://redmine.welive.eu/attachments/download/659/WeLive-WP6-T63-%5BEventName-Partner%5D-YYMMDD-v03.docx>

### 4.4. COMPLETED CLUSTER EVENT REPORTS

During the whole duration of the WeLive project, the following Clustering Activities Reports included in the table below were completed.

<u>Name of event</u>	<u>Location of event</u>	<u>Date of event (s)</u>	<u>Attended by (name / company)</u>	<u>Type of event</u>	<u>No of attendees</u>	<u>No of attendees engaged</u>	<u>Report</u>
Smart to Future Cities 2015 Urban IoT enabling Smart Citizens	Waldorf Hilton, London	28th and 29th April, 2015	Josu Santacruz / BILBAO	Conference	Around 190 people from Cities mainly	1	<a href="http://redmine.welive.eu/attachments/download/722/WeLive-WP6-T63-%5BSmart%20to%20Future%20Cities%202015%20-Bilbao%5D-15-04-29v01.docx">http://redmine.welive.eu/attachments/download/722/WeLive-WP6-T63-%5BSmart%20to%20Future%20Cities%202015%20-Bilbao%5D-15-04-29v01.docx</a>
Research Workshop at Halmstad University	Halmstad, Sweden	16th September, 2015	Dr. Diego López-de-Ipiña / UDEUSTO	H2020 InfoDay	Around 20 researchers from Halmstad University.	1	<a href="http://redmine.welive.eu/attachments/download/721/WeLive-WP6-T63-HalmstadUniversityWorkshop-UDEUSTO-150916-v10.docx">http://redmine.welive.eu/attachments/download/721/WeLive-WP6-T63-HalmstadUniversityWorkshop-UDEUSTO-150916-v10.docx</a>
IEEE International Smart Cities Conference – ISC2 2015	Guadalajara, Mexico	25-28th October 2015	Giacomo Fioroni / Municipality of Trento Marco Pistore / FBK	Scientific conference	485 people from University (both students and lecturers and researchers), Public bodies and Entrepreneurs	2	<a href="http://redmine.welive.eu/attachments/download/724/WeLive-WP6-T63-IEEE-ISC2-2015-TRENTO-151025-v2.docx">http://redmine.welive.eu/attachments/download/724/WeLive-WP6-T63-IEEE-ISC2-2015-TRENTO-151025-v2.docx</a>
CINI Annual Workshop on ICT for Smart Cities & Communities (I-CiTies 2015)	Palermo, Italy	29th -30th October 2015	Giovanni Aiello / ENGINEERING	Workshop	About 200	1	<a href="http://redmine.welive.eu/attachments/download/736/WeLive-WP6-T63-ICities-ENG-151029-v01.docx">http://redmine.welive.eu/attachments/download/736/WeLive-WP6-T63-ICities-ENG-151029-v01.docx</a>
Workshop about Advanced Interaction and Smart Cities	Ciudad Real, Spain	4th November, 2015	Diego López-de-Ipiña / UDEUSTO	Technology workshop	Around 50 people from University, both students and lecturers and researchers	1	<a href="http://redmine.welive.eu/attachments/download/735/WeLive-WP6-T63-AdvancedInterSC-UDEUSTO-151105-v10.docx">http://redmine.welive.eu/attachments/download/735/WeLive-WP6-T63-AdvancedInterSC-UDEUSTO-151105-v10.docx</a>
ICERI 2015 - 8th annual International Conference of	Seville, Spain	16th – 18th November 2015	Sami Kauppinen / LAUREA	Conference	20 (approx.)	1	<a href="http://redmine.welive.eu/attachments/download/729/WeLive-WP6-T63-">http://redmine.welive.eu/attachments/download/729/WeLive-WP6-T63-</a>

Education, Research and Innovation							<a href="#">%5BICERI2016-LAUREA%5D-160211-v02.docx</a>
InfoDay about Societal Challenge 6: Europe in a changing world - Inclusive, innovative and reflective societies	Valencia, Spain	13th November, 2015	Jorge Pérez Velasco / TECNALIA	H2020 InfoDay	Around 50 people from University, both students and lecturers and researchers and people from SMEs from Valencia	1	<a href="http://redmine.welive.eu/attachments/download/734/WeLive-WP6-T63-InfoDay_Valencia-TECNALIA-151116-v10.docx">http://redmine.welive.eu/attachments/download/734/WeLive-WP6-T63-InfoDay_Valencia-TECNALIA-151116-v10.docx</a>
Regional InfoDay about Societal Challenge 6: Europe in a changing world - Inclusive, innovative and reflective societies	Seville, Spain	20th November, 2015	Jorge Pérez Velasco / TECNALIA	H2020 InfoDay	Around 100 people from University, both students and lecturers and researchers and people from SMEs from Seville	1	<a href="http://redmine.welive.eu/attachments/download/727/WeLive-WP6-T63-InfoDay_Seville-TECNALIA-151116-v10.docx">http://redmine.welive.eu/attachments/download/727/WeLive-WP6-T63-InfoDay_Seville-TECNALIA-151116-v10.docx</a>
SSR-SSI 2015 : 2015 SSR International Conference on Social Sciences and Information	Tokyo, Japan	29th and 30th November, 2015	Sami Kauppinen / LAUREA	Conference	30 (approx.)	1	<a href="http://redmine.welive.eu/attachments/download/731/WeLive-WP6-T63-%5BSSR-SSI2015-LAUREA%5D-160211-v02.docx">http://redmine.welive.eu/attachments/download/731/WeLive-WP6-T63-%5BSSR-SSI2015-LAUREA%5D-160211-v02.docx</a>
9th International Conference on Ubiquitous Computing & Ambient Intelligence	Puerto Varas, Chile	1st – 4th December, 2015	Diego López-de-Ipiña / UDEUSTO	International scientific conference	Around 120 people across the world, mainly from academia, both PhD candidates and PostDocs	1	<a href="http://redmine.welive.eu/attachments/download/733/WeLive-WP6-T63-UCAmI2015-UDEUSTO-151201-v10.docx">http://redmine.welive.eu/attachments/download/733/WeLive-WP6-T63-UCAmI2015-UDEUSTO-151201-v10.docx</a>

1st meeting of Spanish Thematic Network on Open Data and Smart Cities	Madrid, Spain	17-18th February, 2016	Dr. Diego López-de-Ipiña / UDEUSTO	Networking Event	The meeting was divided in two days. The first day the meeting was only for network members and 15 people were gathered at Polytechnic University of Madrid. The second day, around 50 people, including companies, public administrations, entrepreneurs and citizens, were gathered in MEDIALAB-PRADO in Madrid	1	<a href="http://redmine.welive.eu/attachments/download/728/WeLive-WP6-T63-OpenCityDataNetwork-UDEUSTO-160218-v10.docx">http://redmine.welive.eu/attachments/download/728/WeLive-WP6-T63-OpenCityDataNetwork-UDEUSTO-160218-v10.docx</a>
Smart City Expo Puebla, MX February 2016 – Innovation and competitive session.	Puebla, Mexico	16th – 18th February, 2016	Päivi Tossavainen / LAUREA UAS	Conference	approx. <1000	1	<a href="http://redmine.welive.eu/attachments/download/716/WeLive-WP6-T63-%5BSmartCityExpo-Laurea%5D-160216-v01.docx">http://redmine.welive.eu/attachments/download/716/WeLive-WP6-T63-%5BSmartCityExpo-Laurea%5D-160216-v01.docx</a>
Policy & Networking Event – Towards a Cloud of Public Services	Brussels, Belgium	18th and 19th February, 2016	Jorge Pérez Velasco / TECNALIA Giovanni Aiello / ENGINEERING	H2020 Networking Event	Around 60 people from Academia, people from SMEs and companies and RTOs which participate or lead EU funded projects within	2	<a href="http://redmine.welive.eu/attachments/download/726/WeLive-WP6-T63-Policy&amp;Networking-TECNALIA-160218-v10.docx">http://redmine.welive.eu/attachments/download/726/WeLive-WP6-T63-Policy&amp;Networking-TECNALIA-160218-v10.docx</a>

					the CIP ICT-PSP and INSO calls. Besides, several Project Officers and members from the DG Connect Unit H.3 attended and moderated the session.		
Workshop about IoT to Europe	Zagreb, Croatia	25th February, 2016	Dejan Drajić, Srdjan Krčo / DNET	Technology workshop	Around 100 people from University, both students and lecturers and researchers, SMEs (ICT), public administration and journalists	2	<a href="http://redmine.welive.eu/attachments/download/723/WeLive-WP6-T63-IoT%20to%20Europe-DNET-250216-v1.docx">http://redmine.welive.eu/attachments/download/723/WeLive-WP6-T63-IoT%20to%20Europe-DNET-250216-v1.docx</a>
Open Data Day Bilbao 2016	Bilbao, Spain	4th March, 2016	Josu Santacruz /Bilbao Diego López-de-Ipiña /UDEUSTO Unai Aguilera /UDEUSTO	Technology Workshop / Participation event	28	10	<a href="http://redmine.welive.eu/attachments/download/714/WeLive-WP6-T63-Open%20Data%20Bilbao%202016-Bilbao_Deusto-160304-v01.docx">http://redmine.welive.eu/attachments/download/714/WeLive-WP6-T63-Open%20Data%20Bilbao%202016-Bilbao_Deusto-160304-v01.docx</a>
Workshop: Marking a world IoT day in Novi Sad	Novi Sad, Serbia	8th April, 2016	Boris Pokrić / DNET, Milenko Malešev, Jelena Jakovljević /City of Novi Sad	Technology workshop	Around 20 people from University, SMEs (ICT), public administration and young people with abundance of fresh ideas	2 representing the City of Novi Sad	<a href="http://redmine.welive.eu/attachments/download/730/WeLive-WP6-T63-Meetup%20event%20in%20Novi%20Sad%20-%20Novi%20sad%20and%20DNET.docx">http://redmine.welive.eu/attachments/download/730/WeLive-WP6-T63-Meetup%20event%20in%20Novi%20Sad%20-%20Novi%20sad%20and%20DNET.docx</a>

						1 representing DNET	
NET Futures 2016	Brussels, Belgium	20th and 21st April, 2016	Roberto Di Bernardo / ENG	Exhibition	Over 1000 people from Academia, SMEs, Large companies and Cities all around the Europe.	1	<a href="http://redmine.welive.eu/attachments/download/717/WeLive-WP6-T63-NET%20Future%202016-ENG-160623-v10.docx">http://redmine.welive.eu/attachments/download/717/WeLive-WP6-T63-NET%20Future%202016-ENG-160623-v10.docx</a>
Open Government Services Workshop – How Can the Public Sector Become an Agent of Innovation?	Brussels, Belgium	31st May, 2016	Jorge Pérez Velasco / TECNALIA Giovanni Aiello / ENGINEERING	Workshop	Around 60 people from Academia, people from SMEs and companies and RTOs which participate or lead EU funded projects within the CIP ICT-PSP and INSO calls. Besides, several members from the DG Connect Unit H.3 attended and moderated the session.	2	<a href="http://redmine.welive.eu/attachments/download/719/WeLive-WP6-T63-OGS%20Workshop-TECNALIA&amp;ENG-160531-v10.docx">http://redmine.welive.eu/attachments/download/719/WeLive-WP6-T63-OGS%20Workshop-TECNALIA&amp;ENG-160531-v10.docx</a>
Privacy Event at Belgrade IoT Week 2016	Belgrade, Serbia	31st May, 2016	Srđan Krčo / DNET, Goran Sečujski, Member of the City Council of Novi Sad, Milenko	Data Privacy Session	Around 40 people from , SMEs (ICT), public administrations and municipalities,	2 representing the City of Novi Sad 1 representing	<a href="http://redmine.welive.eu/attachments/download/720/WeLive-WP6-T63-Privacy%20Event%20-NS,%20DNET%20-310616-v1.docx">http://redmine.welive.eu/attachments/download/720/WeLive-WP6-T63-Privacy%20Event%20-NS,%20DNET%20-310616-v1.docx</a>

			Malešev, Jelena Jakovljević /City of Novi Sad, PUC "Informatika" Miodrag Dragić and Aleksandar Pavić		scientific community	1 representing DNET	
CLIPS Project Final Conference	Florence, Italy	1st June, 2016	Dejan Drajić / DNET	Technology workshop	Around 30 people from SMEs (ICT), public administration and journalists	1	<a href="http://redmine.welive.eu/attachments/download/718/WeLive-WP6-T63-CLIPS%20Project%20Final%20Conference-DNET-010616-v1.docx">http://redmine.welive.eu/attachments/download/718/WeLive-WP6-T63-CLIPS%20Project%20Final%20Conference-DNET-010616-v1.docx</a>
H2020 Public Services & eGovernment	Madrid, Spain	30th June, 2016	Jorge Pérez Velasco / TECNALIA	Workshop	40 mainly representatives from Spanish public administrations	2	<a href="http://redmine.welive.eu/attachments/download/715/WeLive-WP6-T63-H2020%20Forum%20Madrid-TECNALIA-160630-v10.docx">http://redmine.welive.eu/attachments/download/715/WeLive-WP6-T63-H2020%20Forum%20Madrid-TECNALIA-160630-v10.docx</a>
IEEE Conference in Trento	Trento, Italy	12 <sup>th</sup> -15 <sup>th</sup> September, 2016	Marco Pistore / FBK	Conference	485 people from University (both students and lecturers and researchers), Public bodies and Entrepreneurs	2	<a href="http://redmine.welive.eu/attachments/download/1579/WeLive-WP6-T63-IEEE-ISC2-2016-TRENTO-160912.docx">http://redmine.welive.eu/attachments/download/1579/WeLive-WP6-T63-IEEE-ISC2-2016-TRENTO-160912.docx</a>
CINI Annual Workshop on ICT for Smart Cities & Communities (I-CiTies 2016)	Benevento, Italy	29 <sup>th</sup> -30 <sup>th</sup> September 2016	Giovanni Aiello / ENGINEERING	International Conference	800	8	<a href="http://redmine.welive.eu/attachments/download/1569/WeLive-WP6-T67-%5BCINI-ENG%5D-20160929-v1.0.docx">http://redmine.welive.eu/attachments/download/1569/WeLive-WP6-T67-%5BCINI-ENG%5D-20160929-v1.0.docx</a>
NordiCHI'16	Gothemburh, Sweden	23th-27 <sup>th</sup> October 2016	Sami Kauppinen / LAUREA	Conference	Approx. 150	1	<a href="http://redmine.welive.eu/attachments/download/1577/WeLive-WP6-T63-%5BNORDICHI16-LAUREA%5D-180116-v02.docx">http://redmine.welive.eu/attachments/download/1577/WeLive-WP6-T63-%5BNORDICHI16-LAUREA%5D-180116-v02.docx</a>



JPI Urban Europe-URBIS Smart Cities Governance Stakeholder Workshop	Brussels, Belgium	24 <sup>th</sup> October 2016	Dejan Drajić, / DNET Jorge Pérez Velasco / TECNALIA	Workshop	50	2	<a href="http://redmine.welive.eu/attachments/download/861/WeLive-WP6-T63-SmartCityGovernance-TECNALIA-161024-v20.docx">http://redmine.welive.eu/attachments/download/861/WeLive-WP6-T63-SmartCityGovernance-TECNALIA-161024-v20.docx</a>
Policy Compass project Final Workshop	Berlin, Germany	10 <sup>th</sup> November 2016	Jorge Pérez Velasco / TECNALIA Giovanni Aiello / ENGINEERING	Workshop	40	40	<a href="http://redmine.welive.eu/attachments/download/862/WeLive-WP6-T63-OpenPolicyMakingWorkshop-ENG-TECNALIA-161110-v10.docx">http://redmine.welive.eu/attachments/download/862/WeLive-WP6-T63-OpenPolicyMakingWorkshop-ENG-TECNALIA-161110-v10.docx</a>
ICERI'16	Seville, Spain	14 <sup>th</sup> -16 <sup>th</sup> November 2016	Satu Luojus / LAUREA	Conference	20	1	<a href="http://redmine.welive.eu/attachments/download/1576/WeLive-WP6-T63-%5BICERI2016-LAUREA%5D-180116-v02%20(1).docx">http://redmine.welive.eu/attachments/download/1576/WeLive-WP6-T63-%5BICERI2016-LAUREA%5D-180116-v02%20(1).docx</a>
UCAmI 2016	Las Palmas de Gran canaria, Spain	29th November – 2nd December 2016	Diego López-de-Ipiña /UDEUSTO	Conference	Around 120 people across the world, mainly from academia, both PhD candidates and PostDocs	1	<a href="http://redmine.welive.eu/attachments/download/1573/WeLive-WP6-T63-UCAmI2016-UDEUSTO-161205-v10.docx">http://redmine.welive.eu/attachments/download/1573/WeLive-WP6-T63-UCAmI2016-UDEUSTO-161205-v10.docx</a>
Smart Cities & Communities: Achieving Smart Urban Growth	Manchester, UK	22 <sup>nd</sup> March 2017	Sara Sillaurren, Leire Bastida / TECNALIA Dejan Drajić, / DNET	Conference	100	3	<a href="http://redmine.welive.eu/attachments/download/1154/WeLive-WP6-T63-Smart%20Cities%20and%20Communities-170322-v010_DNET_TECNALIA.docx">http://redmine.welive.eu/attachments/download/1154/WeLive-WP6-T63-Smart%20Cities%20and%20Communities-170322-v010_DNET_TECNALIA.docx</a>
netfutures	Brussels, Belgium	28 <sup>th</sup> -29 <sup>th</sup> June 2017	Diego López-de-Ipiña /UDEUSTO	Conference	Around 300 people across Europe from different companies and organizations	1	<a href="http://redmine.welive.eu/attachments/download/1572/WeLive-WP6-T63-netfutures-UDEUSTO-170628-29-10-v10.docx">http://redmine.welive.eu/attachments/download/1572/WeLive-WP6-T63-netfutures-UDEUSTO-170628-29-10-v10.docx</a>

					active in the research and innovation ecosystem of Europe		
European Co-Creation Workshop	Bilbao, Spain	21 <sup>st</sup> September 2017	Diego López de Ipiña / UDEUSTO Dejan Dragic / DNET Pauli Misikangas / CNS Sara Sillaurren / TECNALIA	Networking	15	4	<a href="http://redmine.welive.eu/attachments/download/1460/WeLive-WP6-T63-Co-Creation-Workshop-TECNALIA-170921.docx">http://redmine.welive.eu/attachments/download/1460/WeLive-WP6-T63-Co-Creation-Workshop-TECNALIA-170921.docx</a>
Ljubljana Forum 2017. Future of Cities: Sustainable – Smart – Inclusive. Smart City – City of Well-being, European Standard of Living	Ljubljana, Slovenia	28 <sup>t</sup> – 29 <sup>th</sup> September 2017	Goran Secujski, Manager of Local economic development office, City of Novi Sad	Conference	200	1	<a href="http://redmine.welive.eu/attachments/download/1466/WeLive-WP6-T6.3-7.%20Ljubljana%20forum%20Smart%20City%20-%20City%20of%20Novi%20Sad-v1.docx">http://redmine.welive.eu/attachments/download/1466/WeLive-WP6-T6.3-7.%20Ljubljana%20forum%20Smart%20City%20-%20City%20of%20Novi%20Sad-v1.docx</a>
FPA - ICITY LAB 2017	Milan, Italy	24 <sup>th</sup> -25 <sup>th</sup> October 2017	Giacomo Fioroni / TRENTO Mistral Garzoglio / TRENTO Maia Buzuleciu / TRENTO	Conference	3	3	<a href="http://redmine.welive.eu/attachments/download/1568/WeLive-WP6-T63-%5BFPA%20-%20ICITY%20LAB%202017%20-Trento%5D-17.10.24-25-v03.docx">http://redmine.welive.eu/attachments/download/1568/WeLive-WP6-T63-%5BFPA%20-%20ICITY%20LAB%202017%20-Trento%5D-17.10.24-25-v03.docx</a>
Digital Transformation of Public Administrations Event	Brussels, Belgium	25 <sup>th</sup> October 2017	Pauli Misikangas / CNS Sara Sillaurren / TECNALIA	Networking	75	5	<a href="http://redmine.welive.eu/attachments/download/1512/WeLive-WP6-T63-Digital%20Tranformation%20Event-TECNALIA-171024.docx">http://redmine.welive.eu/attachments/download/1512/WeLive-WP6-T63-Digital%20Tranformation%20Event-TECNALIA-171024.docx</a>

UCAmI 2017	Villanova University, Philadelphia, USA	7th-10th November 2017	Diego López-de-Ipiña /UDEUSTO	Conference	Around 120 people across the world, mainly from academia, both PhD candidates and PostDocs	1	<a href="http://redmine.welive.eu/attachments/download/1574/WeLive-WP6-T63-UCAmI2017-UDEUSTO-17117-10-v10.docx">http://redmine.welive.eu/attachments/download/1574/WeLive-WP6-T63-UCAmI2017-UDEUSTO-17117-10-v10.docx</a>
Telfor 2017	Belgrade, Serbia	21 <sup>st</sup> -22 <sup>nd</sup> November 2017	Dejan Drajić, / DNET	Special session	Around 20 people from Universities, Companies, mainly technical people (SME and academia)	1	<a href="http://redmine.welive.eu/attachments/download/1536/WeLive-WP6-T63%20Building%20a%20Smart%20Societies%20-171122-v010_DNET.docx">http://redmine.welive.eu/attachments/download/1536/WeLive-WP6-T63%20Building%20a%20Smart%20Societies%20-171122-v010_DNET.docx</a>
European Big Data Value Forum	Versailles, France	21 <sup>st</sup> -23 <sup>rd</sup> November 2017	Diego López-de-Ipiña /UDEUSTO	Conference	Around 400 people across the world, mainly from companies, European Commission and Academic Centres	1	<a href="http://redmine.welive.eu/attachments/download/1571/WeLive-WP6-T63-EuropeanBigDataValueForum-UDEUSTO-171121-23-10-v10.docx">http://redmine.welive.eu/attachments/download/1571/WeLive-WP6-T63-EuropeanBigDataValueForum-UDEUSTO-171121-23-10-v10.docx</a>
Clarity Conference	Skellefteå, Sweden	14 <sup>t</sup> -15 <sup>th</sup> February 2018	Diego López-de-Ipiña /UDEUSTO	Conference	<a href="http://www.clarity-conference.com/en/">www.clarity-conference.com/en/</a>	NA	NA

Table 1 – Summary of Clustering Events Report

## 5. PROJECTS

### 5.1. PROJECTS SELECTION METHODOLOGY

A matrix based selection methodology was used to choose the Related Projects to cluster with. A direct relationship between these projects and WeLive was required in as many of the following areas as possible.

#### 5.1.1. *Related Projects selection criteria*

During the project three different selection criteria have been considered:

1. Status of projects - details of project including running or not
  - URL of project's homepage
  - European location
  - FP7/H2020 or other kind of funding (and call)
  - Start date
  - Finish date
  - Running
2. Project commons - common practice between WeLive project and other projects
  - Smart cities
  - Open Government Services / Platform
  - Open Innovation methodologies
  - Open data
  - Digital Public Services
3. Consortium partners sectors related to WeLive - operational working partners
  - Research
  - Commercial
  - City Council

#### 5.1.2. *Related Projects selection matrix*

Project	European	Funding	Start	Finish	Running
YourDataStories	Y	H2020 (INSO-1)	01/02/2015	31/01/2018	Y
OpenBudgets	Y	H2020 (INSO-1)	01/05/2015	31/10/2017	Y
DigiWhist	Y	H2020 (INSO-1)	01/03/2015	28/02/2018	Y
Route-to-PA	Y	H2020 (INSO-1)	01/02/2015	31/01/2018	Y

IES Cities	Y	CIP ICT-PSP	01/03/2013	29/02/2016	N
CLIPS Project	Y	CIP ICT-PSP	01/07/2013	30/06/2016	N
Clarity	Y	H2020 (INSO-1)	01/03/2016	28/02/2018	Y
MobileAge	Y	H2020 (INSO-1)	01/02/2016	31/01/2019	Y
SMARTICIPATE	Y	H2020 (INSO-1)	01/02/2016	31/01/2019	Y
Simpatico	Y	H2020 (EURO-6)	01/03/2016	28/02/2019	Y
WeGovNow	Y	H2020 (EURO-6)	01/02/2016	31/01/2019	Y
CITADEL	Y	H2020 (CULT-COOP-11)	01/10/2016	30/09/2019	Y
OPENMAKER	Y	H2020 (ICT-10)	20/06/2016	20/06/2018	Y

Table 2 – Related Projects selection matrix - status of projects

Project	Open				
	Smart Cities	Government Services / Platform	Open Innovation Method.	Open Data	Digital Public Services
YourDataStories	Y	Y	Y	Y	Y
OpenBudgets	Y	Y	Y	Y	N
DigiWhist	Y	N	N	Y	Y
Route-to-PA	Y	Y	Y	Y	N
IES Cities	Y	Y	N	Y	Y
CLIPS Project	Y	Y	N	Y	Y
Clarity	Y	Y	N	N	Y
MobileAge	N	Y	N	Y	Y
SMARTICIPATE	N	Y	N	N	Y
Simpatico	Y	N	N	Y	N
WeGovNow	N	Y	N	N	Y

CITADEL	Y	Y	N	N	N
OPENMAKER	N	Y	N	N	N
SONNETS	N	Y	N	N	Y
QROWD	Y	N	N	Y	Y
Opengovintelligence	Y	N	N	Y	Y
RECAP	Y	Y	N	N	N
FLOOD-serv	Y	N	N	N	Y

Table 3 – Related Projects selection matrix - objectives related to WeLive

<u>Project</u>	<u>Research</u>	<u>Commercial</u>	<u>Public Administration / Public Body involvement</u>
YourDataStories	Y	Y	Y
OpenBudgets	Y	Y	Y
DigiWhist	Y	Y	Y
Route-to-PA	Y	Y	Y
IES Cities	Y	Y	Y
CLIPS Project	Y	Y	Y
Clarity	Y	Y	Y
MobileAge	Y	Y	Y
SMARTICIPATE	Y	Y	Y
Simpatico	Y	Y	Y
WeGovNow	Y	Y	Y
CITADEL	Y	Y	Y
OPENMAKER	Y	Y	Y
SONNETS	Y	Y	Y
QROWD	Y	Y	Y
Opengovintelligence	Y	Y	Y

RECAP	Y	Y	Y
FLOOD-serv	Y	Y	Y

Table 4 – Related Projects selection matrix - consortium partners sectors related to WeLive

## 5.2. RELATED PROJECTS ON THE WELIVE WEBSITE

The related projects descriptions were shared amongst a larger audience via the WeLive website [www.welive.eu](http://www.welive.eu) [4]. Three-phase plan for increasing the depth and quality of clustering is:

1. Creation of related projects page
2. Contact with related projects consortium
3. Sharing data feeds between related projects

### 5.2.1. Creation of related projects page

The WeLive website is flexible in its structure. Thus, it has been simple to add a new section and its menu item [4]. Initially all the related projects descriptions shared a single page. This evolved as the clustering between WeLive and related projects deepens.

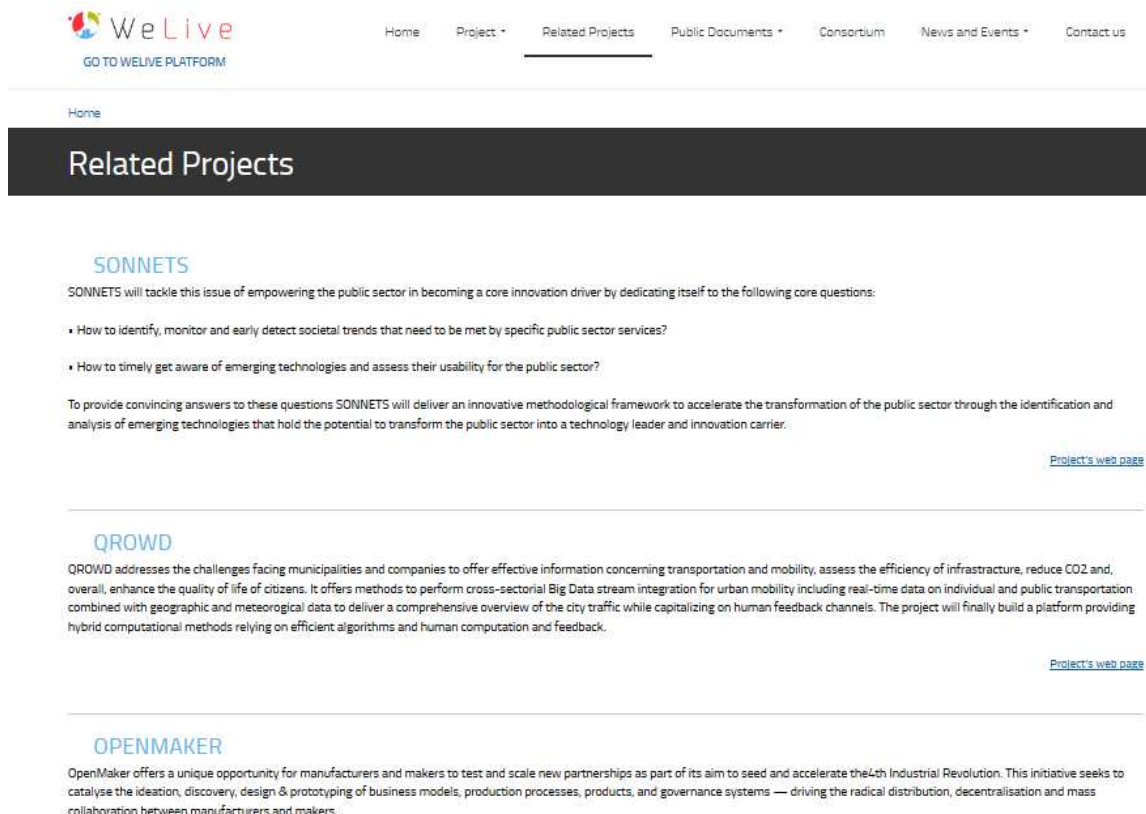


Figure 2 – Related Projects section in WeLive website

### **5.2.2. Contact with related projects consortium**


The second phase has required useful points of contact to be made between projects. These contacts have acted as bi-directional human information flows between projects. This way projects have been closer linked in terms of sharing milestones, success and failure points. This information has been used to periodically populate each project's dedicated page within the WeLive website.

### **5.2.3. Sharing data feeds between related projects**


The third phase is an evolution of the second phase. Previously the bi-directional information flow was human, now it will be machine based. Here projects would share some of their open data feeds. These might be feeds from individual aspects of a project, aggregated feeds, statistical feeds, or even feeds representing an aspect of a city participating in that project.

## **5.3. RELATED PROJECTS DESCRIPTIONS**

### **5.3.1. YourDataStories**

 Open Government Data (OGD), from being an obscure possibility just five years ago, is spreading across the globe at a phenomenal rate, delivering the promise to spur innovation, to deliver better services for less money, to improve planning, to increase transparency, and to reduce corruption. In this context, YourDataStories (<http://yourdatastories.eu/>) envisions to bring this promise closer to reality, through a highly customisable online platform for data exploitation focused in the financial flows that are critical for transparency, collaboration and participation. YourDataStories brings an innovative solution whose innovation potential spreads across many directions, from leveraging best practices and proven technologies across Europe, to exploiting the social Web for accessing citizens, and to supporting sustainable public services across borders. Building on top of the "Transparency Portal" initiative of the Greek government, YourDataStories can be viewed as a way to showcase and transfer the existing expertise to European level, in an attempt to transform governments and governance in Europe. At the same time, YourDataStories seeks to exploit and embed in this effort the benefits of the social Web, establishing an innovative bidirectional channel between the Social and Semantic Web. Finally, YourDataStories aims to support sustainable services, supported by a marketing ecosystem of applications offering cross-border services of public finance flows across Europe.

### **5.3.2. OpenBudgets**

 OpenBudgets.eu (Financial Transparency Platform for the Public Sector) provides an open-source software framework and accompanying Software-As-A-Service (SAAS) platform for supporting financial transparency, thus enhancing accountability within public sectors, and as a result preventing corruption. The core objectives of OpenBudgets.eu project are: a semantic data model; a library of visualisation tools with a user-friendly interface; a library of data mining and comparative analysis tools; a feedback and citizen engagement interface. The OpenBudgets.eu open-source framework and portal will integrate these components into a comprehensive portal. The framework will be deployed as a software-as-a service for thousands of public administrations and millions of citizens. We will apply the project concept to three large-scale pilot scenarios in the domains participatory budgeting, data journalism and corruption prevention.



### 5.3.3. Digiwhist



DIGIWHIST: The Digital Whistleblower. Fiscal Transparency, Risk Assessment and Impact of Good Governance Policies Assessed. The key objective of the proposed project is to combine the provision of data on public spending around public procurement with actionable governance indicators and a monitoring procedure facilitating whistleblowing and thus strengthening accountability and transparency of public administrations. The project aims to systematically collect, analyse, and broadly disseminate tender-level information on public procurement in 35 jurisdictions across Europe. This data will be linked to company and public organisation information on finances and ownership and to information on mechanisms that increase accountability of public officials to systematically investigate the patterns and mechanisms of allocation of public resources in Europe. The proposed project addresses directly the objectives of the call by using innovative ICT-based measures and services which will provide wide access to information about governments' spending and additionally involve private and public agents to actively collaborate in improving the quality and volume of the relevant data. Partners represent an effective combination of large, well-renowned institutions and small and highly-innovative ones, including scientists and researchers from computer and political sciences, sociology, criminology, and economics at 6 institutions from 4 European countries, both old and new member states.

### 5.3.4. Route-to-PA



ROUTE-TO-PA: Raising Open and User-friendly Transparency – Enabling Technologies for Public Administrations, envisions that Information and Communication Technologies for Transparency must improve the engagement of citizens by making them able to socially interact over open data, by forming or joining existing online communities that share common interest and discuss common issues of relevance to local policy, service delivery, and regulation.

The objectives of Route-To-PA are: to develop a Social Platform for Open Data (SPOD) enabling social interactions among open data users and between open data users and government data; to build Transparency-Enhancing Toolset (TET) as extensions for existing major Open Data Platforms; and to develop a set of recommendations (GUIDE) as good practice guide for open data publishers for achieving higher quality transparency through open data. The objectives are deployed, tested and experimented in a real setting, with at least 5 pilot studies in five different European countries.

### 5.3.5. SONNETS



SONNETS will tackle this issue of empowering the public sector in becoming a core innovation driver by dedicating itself to the following core questions:

- How to identify, monitor and early detect societal trends that need to be met by specific public-sector services?
- How to timely get aware of emerging technologies and assess their usability for the public sector?

To provide convincing answers to these questions SONNETS will deliver an innovative methodological framework to accelerate the transformation of the public sector through the identification and analysis of emerging technologies that hold the potential to transform the public sector into a technology leader and innovation carrier.

### 5.3.6. QROWD



QROWD addresses the challenges facing municipalities and companies to offer effective information concerning transportation and mobility, assess the efficiency of infrastructure, reduce CO2 and, overall, enhance the quality of life of citizens. It offers methods to perform cross-sectorial Big Data stream integration for urban mobility including real-time data on individual and public transportation combined with geographic and meteorological data to deliver a comprehensive overview of the city traffic while capitalizing on human feedback channels. The project will finally build a platform providing hybrid computational methods relying on efficient algorithms and human computation and feedback.

### 5.3.7. OPENMAKER



OpenMaker offers a unique opportunity for manufacturers and makers to test and scale new partnerships as part of its aim to seed and accelerate the 4th Industrial Revolution. This initiative seeks to catalyse the ideation, discovery, design & prototyping of business models, production processes, products, and governance systems — driving the radical distribution, decentralisation and mass collaboration between manufacturers and makers.

### 5.3.8. CITADEL



CITADEL will create an ecosystem of best practices, tools and recommendations to transform Public Administrations (PAs) via an inclusive approach to provide stakeholders with more efficient, inclusive and citizen-centric services. The CITADEL ecosystem will allow PAs to use what they already know and new data to implement what really matters to citizens to shape and co-create more efficient and inclusive public services. CITADEL innovates by using ICTs to find out why citizens stop using public services, and use this information to readjust provision to bring them back in. Also, it identifies why citizens are not using a given public service (due to affordability, accessibility, lack of knowledge, embarrassment, lack of interest, etc.) and, where appropriate, use this information to make public services more attractive, so they start using the services. CITADEL will be implemented and validated in four use cases in Latvia, Italy, The Netherlands and Belgium.

There was a first Clustering meeting between WeLive and CITADEL responsible persons from TECNALIA to look for synergies. CITADEL is interested in using the WeLive platform in their processes so following meetings will be setup to continue the conversation.

<https://www.linkedin.com/feed/update/urn:li:activity:6280725342609113088>

### 5.3.9. WeGovNow



WeGovNow will tap into emerging technologies for effectively supporting co-production by civic society stakeholders and collective proposition development, whereby citizens are partners, as opposed to customers, in the delivery of public services. By integrating a set of innovative technologies within a unified citizen engagement platform, the project is to overcome the current limitations of existing digital tools for citizen reporting, e-participation and communication between the citizen and the government. In doing so, WeGovNow would enable a new type of interactivity, enhancing and expanding the viability of and capacity for

citizen co-production in the public sector, not only in a traditional citizen-to-government dynamic, but also in an arrangement where the government informs, assists, and enables private actions, or where citizens assist one another, with IT replacing the dependency on administrations as a vehicle for collective action. The project outcomes will be validated in three European cities.

### 5.3.10. SIMPATICO



Online services made available by the public administration (PA) typically rely on standardised processes, copied from their offline counterparts and designed only from the public-sector organizations' own perspective. This often results in online services that fail to adapt to the specific needs of citizens and companies. The SIMPATICO team will address the issue by proposing a novel approach for the delivery of personalised online services. Their final goal is to make interactions with the PA easier, more efficient and more effective. The consortium is planning to combine emerging technologies for language processing and machine learning "with the wisdom of the crowd".

### 5.3.11. opengovintelligence



opengovintelligence

The OpenGovIntelligence project aims at stimulating sustainable economic growth in Europe through innovation in society and enterprises. OpenGovIntelligence suggests a holistic approach for the modernisation of Public Administration (PA) by exploiting Linked Open Statistical Data (LOSD) technologies.

### 5.3.12. SMARTICIPATE



Smarticipate aims to bring the public into the urban planning process, giving citizens access to data about their city and enabling them to better support local decision-making. The platform will be trialled in three major European cities: London, Rome, and Hamburg. Smarticipate has the power to help citizens share their ideas and opinions on how their city should be developed, but how does it work in practice?

### 5.3.13. RECAP



RECAP proposes a methodology for improving the efficiency and transparency of the compliance monitoring procedure through a cloud-based Software as a Service (SaaS) platform which will make use of large volumes of publicly available data provided by satellite remote sensing, and user-generated data provided by farmers through mobile devices (geo-referenced and time-stamped photos).

### 5.3.14. MobileAge



MobileAge seeks to develop a practice-based understanding of accessibility, mobility and usability of services for senior citizens. Methodologically, we will develop and deploy co-creation approaches to engage senior citizens, government staff and employees / from nongovernmental organisations. The aim of the

project is to explore and implement innovative ways to support senior citizens to access and use public services through personal mobile technologies. Where possible these services will be based on open government data.

### 5.3.15. FLOOD-serv



FLOOD-serv aims to provide a complete solution for floods awareness, response actions and education regarding flood risks. The solution will be developed using a transnational, interdisciplinary, stakeholder oriented and citizen-centric approach harnessing the collaborative power of ICT networks, both technically and socially. The FLOOD-serv solution will provide information in a transparent manner to increase the openness of ICT-based technology platforms in the public sector.

### 5.3.16. CLARITY



CLARITY is a small-scale coordination and support action designed to:

- 1) mobilise a multidisciplinary network of stakeholders across the open government ecosystem to support and encourage the take-up of responsible eGovernment applications that can help drive open government initiatives,
- 2) Conduct an interactive needs assessment and gap analysis to understand gaps in the market and support the growth on innovative solutions for open government in Europe and
- 3) work with the network to develop a blueprint for next steps in facilitating open government initiatives in Europe.

## 6. CONCLUSIONS

A useful start has been made in the clustering between WeLive and Related Projects. Consortium partners have created reports that demonstrate clustering opportunities and events attended. The WeLive website contains information and links to a first set of related projects, suitable for clustering with. After the first half of the project, it may be concluded that most of the partners have participated in several clustering events promoting WeLive first results to a broad audience with the main purpose of raising awareness. Up to now, WeLive partners have attended and actively participated in 38 different events/seminars/workshops being the most active partners: TECNALIA and UDEUSTO which attended 11 events each, DNET 8 events, and LAUREA and ENG which attended 6 events each. In addition, it is valuable to highlight that 6 out of these 38 events have been organised by WeLive consortium:

- **WeLive Seminar - The open data of cities into better use!**
  - Helsinki, December 2015 (LAUREA and TECNALIA)
- **Workshop IoT to Europe**
  - Zagreb, Croatia, February 2016 (DNET)
- **Open Data Day**
  - Bilbao, March 2016 (UDEUSTO and BILBAO)
- **MeetUp Event in Novi Sad - Workshop: Marking a world IoT day in Novi Sad**
  - Novi Sad, Serbia, April 2016 (DNET and NS)
- **H2020 Public Services & eGovernment**
  - Madrid, Spain, June 2016 (TECNALIA in collaboration with the Challenge #6 National contact Point)
- **European Co-Creation workshop**
  - Bilbao, Spain, September 2017 (TECNALIA)

## 7. COMMENTS FROM EXTERNAL REVIEWERS

### 7.1. UNIVERSITY OF DEUSTO (UDEUSTO)

January 25<sup>th</sup>, 2018

<u>Issue</u>	<u>Yes</u>	<u>No</u>	<u>Score</u> (1=low to 5=high)	<u>Comments</u>
Is the architecture of the document correct?	Yes		5	
Does the architecture of the document meet the objectives of the work done?	Yes		5	
Does the index of the document collect precisely the tasks and issues that need to be reported?	Yes		5	
Is the content of the document clear and well described?	Yes		5	
Does the content of each section describe the advance done during the task development?	Yes		5	
Does the content have sufficient technical description to make clear the research and development performed?	Yes		5	
Are all the figures and tables numerated and described?	Yes		5	
Are the indexes correct?	Yes		5	
Is the written English correct?	Yes		5	
Main technical terms are correctly referenced?	Yes		5	
Glossary present in the document?	Yes		5	

Unai Aguilera

unai.aguilera@deusto.es

University of Deusto

## 7.2. EUROHELP

January 23<sup>th</sup>, 2018

<u>Issue</u>	<u>Yes</u>	<u>No</u>	<u>Score</u> (1=low to 5=high)	<u>Comments</u>
Is the architecture of the document correct?	x		5	
Does the architecture of the document meet the objectives of the work done?	x		5	
Does the index of the document collect precisely the tasks and issues that need to be reported?	x		4	
Is the content of the document clear and well described?	x		5	
Does the content of each section describe the advance done during the task development?	x		4	
Does the content have sufficient technical description to make clear the research and development performed?	x		5	
Are all the figures and tables numerated and described?	x		5	
Are the indexes correct?	x		5	
Is the written English correct?	x		5	
Main technical terms are correctly referenced?	x		5	
Glossary present in the document?	x		5	

Aritz Rabadan

arabadan@euro-help.es

## 8. ABBREVIATIONS

<b>ICT</b>	Information and Communication Technologies
<b>IEEE</b>	Institute of Electrical and Electronics Engineers
<b>SaaS</b>	Software as a Service
<b>URL</b>	Universal Resource Locator



## 9. REFERENCES

[1]	H2020-INSO-2014, WeLive Annex I to the GA “Description of Action” (645845). WeLive – A neW concept of public administration based on citizen co-created mobile urban services, February 2015.
[2]	H2020-INSO-2014, WeLive project deliverable D1.2 – “Methodologies to involve and encourage stakeholder participation” final version, WeLive consortium, June 2015.
[3]	European Community (2006c) Community Framework for State Aid for Research and Development and Innovation, Official Journal of the European Union (2006/C 323/01) of 30/12/2006
[4]	H2020-INSO-2014, WeLive project website, <a href="http://www.welive.eu">http://www.welive.eu</a> , last access: June 2016
[5]	List of potential events related the Smart Cities, Open Government Services, Open Innovation, Open Services, eGovernment... domains, <a href="https://docs.google.com/spreadsheets/d/1tZtG10lvh5medPQ_RVN15875HREpvcFsuEZ0N9rU4u8/edit#gid=0">https://docs.google.com/spreadsheets/d/1tZtG10lvh5medPQ_RVN15875HREpvcFsuEZ0N9rU4u8/edit#gid=0</a>
[6]	Internal shared document collecting information to be added in WeLive social networks profiles. <a href="https://docs.google.com/spreadsheets/d/1a2n7eF4cYJhffLMSCRX_Fzuy-j3hN_ZUYnh1UfrjvQ/edit#gid=0">https://docs.google.com/spreadsheets/d/1a2n7eF4cYJhffLMSCRX_Fzuy-j3hN_ZUYnh1UfrjvQ/edit#gid=0</a>
[7]	H2020-INSO-2014, WeLive project file server. Redmine, <a href="http://redmine.welive.eu">http://redmine.welive.eu</a>
[8]	H2020-INSO-2014, WeLive project deliverable D6.3– “Website, communication assets and dissemination material v1” final version, WeLive consortium, August 2015.
[9]	H2020-INSO-2014, WeLive project deliverable D6.1– “WeLive Communication & Dissemination Plan v1” final version, WeLive consortium, November 2015.